

# Easy-to-use and powerful Mimaki software

CF3 series are supplied with Mimaki original plug-in cutting software, "FineCut 8", which enables the direct cutting from Illustrator and CorelDRAW.

# CF3 Series

## CF3-1631/CF3-1610

# Mimaki

### Plug-in software available to cut from Illustrator and CorelDRAW directly

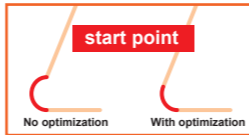


Applied to Adobe Illustrator CC2017 Standard accessory

"FineCut 8" can maximize the ability of CF3, with automatically optimizing the cutting direction, cutting start position, and cutting order, etc. as well as the rotation speed and cutting depth of the tool.


#### Cutting function optimizing for the router

The cutting function optimizes the cutting position according to the characteristics of head. This function solves the problem that occurs at the cutting start point.



#### Final pass control

It is a function to leave the last pass part not to cut fully and prevent cut shifting due to cutting resistance. This is done at a later stage with low force.



#### Cutting preview function

Cutting line, cut direction, and cutting order etc. can be checked before starting to cut to ensure the operation.



Specifications		CF3-1631	CF3-1610
Effective cut area		1,600×3,100 mm (63"×122")	1,600×1,000 mm (63"×39.3")
Head drive method		X,Y,Z,θ DC servo, special timing belt	
Maximum speed		50 cm (19.6")/s	
Maximum acceleration		0.5 G	
Static accuracy	Repeatability	± 0.15 mm	
	Distance	± 0.1 mm, or ± 0.1 % whichever is greater	
	Origin repeatability	± 0.15 mm	
Maximum cut depth		Router : 50 mm (1.96"), Tangential cutter : 10 mm (0.39"). Reciprocating cutter : 20 mm (0.78")	
Maximum media thickness		Router : 50 mm (1.96"), Tangential cutter : 25 mm (0.98"). Reciprocating cutter : 20 mm (0.78")	
Material clamp		Vacuum system with blower	
Command		MGL-II c 3(MGL-II c)	
Interface		USB, RS-232C	
Main unit power supply		200V - 240V Single phase 50/60 Hz 6A or less	
Dust collector power supply		AC 100V - 120V Single phase 50/60Hz 15A or less	
		AC 200V - 240V Single phase 50/60Hz 10A or less	
Blower power supply		AC 200V - 240V Single phase 50/60Hz 30A or less per unit	
Dimensions (WxDxH)		2,250 mm (88.6")×4,120 mm (162.2")×1,320 mm (52.0")	2,250 mm (88.6")×1,860 mm (73.3")×1,320 mm (52.0")

Options		
Item	Items No.	Descriptions
M head	OPT-C0209	Router model
R1 head	OPT-C0211	Reciprocating cutter model
TF2 head	OPT-C0210	Tangential cutter model
Vaccum unit	OPT-C0212	AC 200 - 240V, Single phase 50/60Hz 1.6/2.2kw with a filter

Vaccum unit is not included as a standard item.

## Open up a world of new cutting possibilities

Cut rigid materials up to 50 mm (2") with a router head  
Extra large cut area of 1.6 m × 3.1 m (63" × 122")



Some of sample images in this catalogue are artificial renderings. Specifications, design and dimensions stated in this catalogue may be subject to change without notice for technical improvements etc. The corporate names and merchandise names written in this catalogue are the trademark or registered trademark of the respective corporations. Please note that descriptions and data in this catalogue are as of January 2018.

**Mimaki** MIMAKI ENGINEERING CO., LTD.  
2182-3 Shigeno-otsu, Tomi-city, Nagano 389-0512, Japan  
Tel. +81-268-64-2281

### Mimaki Global Network

USA	MIMAKI USA, INC.	Europe	MIMAKI EUROPE B.V.
Brazil	MIMAKI BRASIL COMERCIO E IMPORTACAO LTDA	Indonesia	PT. MIMAKI INDONESIA
India	MIMAKI INDIA PRIVATE LIMITED	Australia	MIMAKI AUSTRALIA PTY. LTD.
Taiwan	MIMAKI ENGINEERING (TAIWAN) CO.,LTD.	China	SHANGHAI MIMAKI TRADING CO.,LTD.
Singapore	MIMAKI SINGAPORE PTE. LTD.		

\* Your Mimaki dealer or Mimaki sales office will advise you of the suitability of specific materials that you would like to cut.




# Equipped with a newly developed router head to cut up to 50 mm (2")\* in thickness. Cuts a wide range of materials with high accuracy

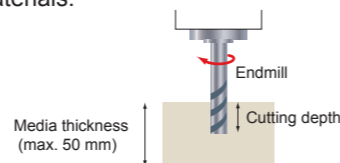
\*Your Mimaki dealer or Mimaki sales office will advise you of the suitability of specific materials that you would like to cut.

Supports both small and large size media up to 1.6 m x 3.1 m (63" x 122"). Even difficult acrylic or aluminum composite panels can be cut with consistently high accuracy. User exchangeable cutting heads to suit a wide range of conditions widen your possibilities greatly.




## M head (router)



The M head is used exclusively for router cutting. With a high-speed spindle, rigid materials such as acrylic or aluminum composite panels can be cut easily, even up to 50 mm in thickness. The cut depth control function enables multiple cuts for especially thick materials.



Spindle speed	60,000 rpm
Tool chuck	collet type
Maximum tool diameter	6 mm (0.24")
Main materials	rigid materials such as acrylic and aluminum composite panels
Set tool	endmill



# The CF3 series incorporates innovative state-of-the-art-technology


The CF3 series cuts printed materials with high accuracy to satisfy your needs and creativity. Mimaki's latest cutting technology provides versatile solutions for a wide range of cutting jobs.

## Color photo sensor

The patented Mimaki color photo sensor on CF3, reads registration marks (■) that are printed on the media to obtain more precision by automatic correction of alignment and distances.

### Sensor

By recognizing the difference between the color of the media and of the registration marks (■), the position of the registration marks (■) is correctly detected regardless of the color of the media.



### Light pointer

The registration marks (■) can be located easily. The light pointer can also be used to precisely position the media on the bed.



### 4-point adjustment

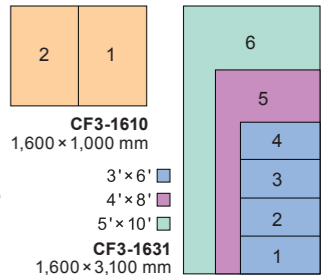
By detecting 4 registration marks and adjusting alignment and distance, precise contour cutting of complex shapes is enhanced.

## Media is firmly held by vacuum system

The vacuum area is divided into zones, 6 for the CF3-1631 and 2 for the CF3-1610. The zones can be separately activated to suit the media size. The vacuum system also incorporates a blower function for easier positioning of heavy media.

### Easily hold down different size materials

According to the size of the media a number of zones can be activated to optimize hold down for any size material.



### The blower function enables easy handling of heavy materials.

The blower function (reversing the air stream) can be activated to easily position, replace and move heavy media.

## Automatic cleaning of the table surface

Blowing away the dust is essential for the router to move smoothly. The automatic cleaning function selects the area to be cleaned from a total of 8 sections. This automatic feature not only enhances reliability but also saves post cutting labour costs.


\* The automatic cleaning function only applies to the M head (router)

## R1 head (reciprocating cutter)




Thick materials up to 20 mm (0.78") can be cut with the reciprocating cutter. The R1 head is equipped with a material-holding unit, which prevents cut materials from lifting. The cutting head is suitable for cutting corrugated boards and foam materials.

Maximum reciprocating speed	approximately 10,000 strokes/min
Stroke	1 mm * dependent on the cutter and holder used
Maximum cut depth	20 mm * dependent on the cutter and holder used
Main materials	cardboard, corrugated board, foam material
Set tool	swivel cutter/pen, reciprocating cutter, creasing tool, high-pressure tangential cutter



## TF2 head (tangential cutter)



The tangential cutter steers the blades as it cuts. With two types of tangential cutters and fine cut pressure settings a wider range of materials can be cut successfully. Various cutting tools are provided for a range of materials. Any suitable blade available on the market, can be mounted.

Vertical tool force	low-pressure head : 300 - 1,500, high-pressure head : 1,000 - 5,000 g
Main materials	reflective sheet, rubber, industrial materials
Set tool	swivel cutter / pen, tangential cutter, creasing tool and high-pressure tangential cutter



Synergistic effect by the combination with printer

# Print&Cut

An efficient Print & Cut workflow by CF3 series linked with JFX500-2131, LED-UV curing flat bed ink jet printer



JFX500-2131 + CF3 Series  
CF3-1631/CF3-1610