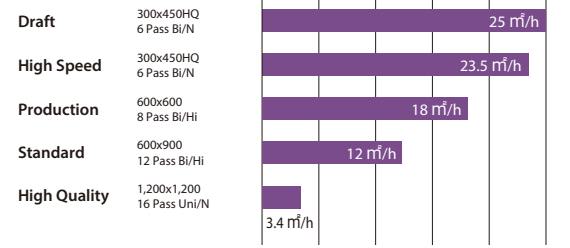
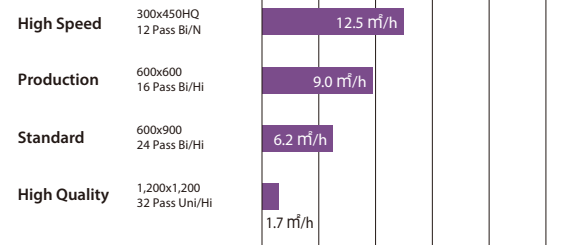


Print Speed

4-color C M Y K



4-color + White C M Y K + W



Specifications

Item	Specifications	
	JFX200-2531	
Printhead	On-demand Piezo head (Array of 2 heads stagger)	
Print resolution	300 dpi, 450 dpi, 600 dpi, 900 dpi, 1,200 dpi	
Ink	Type	LH-100, LUS-120, LUS-150, LUS-200, LUS-350
	Color	C, M, Y, K, Lc, Lm, W, Cl, Pr
	Ink supply system	1 L per color
	Ink circulation system ¹⁾	MCT (Mimaki Circulation Technology)
Maximum diagram dimensions (WxD)	2,500 x 3,100 mm (98.4 x 122 in.)	
Media	Dimensions (WxD)	2,500 x 3,100 mm (98.4 x 122 in.)
	Height	50 mm (1.9 in.)
	Weight	50 kg/m ² (10.2 lb./ft ²), non concentrated load
Media fixation method	Vacuuming	
Number of vacuuming area	4 per direction	
Range accuracy	Absolute accuracy	±0.3 mm (±0.01 in.) or the specified distance ±0.3% when larger
	Reproducibility	±0.2 mm (±0.008 in.) or the specified distance ±0.1% when larger
UV device	LED-UV	
Standard service life ²⁾	More than 5,000 hours	
Interface	USB2.0	
Certifications	VCCI-class A, CE, CB, UL, RoHS, UL60950-1, FCC-class A	
Input power supply	Single phase AC200~240 V, 12 A or less, 8 A or less (2 inlets)	
Power consumption	2.88 kVA, 1.92 kVA (Total 4.8 kVA)	
Installation environment	Temperature	15 °C - 30 °C (59 °F - 86 °F)
	Relative humidity	35 - 65%RH (non-condensing)
	Accuracy maintained temperature	18 °C - 25 °C (64.4 °F - 77 °F)
	Temperature gradient	±10 °C/h (±18 °F/h) or less
Dust	General office equivalent	
Install Dimensions (WxDxH)	4,400 x 2,050 x 1,250 mm (173.2 x 80.7 x 49.2 in.)	
Dimensions (W x D x H)	4,400 x 4,400 x 1,600 mm (173.2 x 173.2 x 62.9 in.)	
Weight	1,000 kg (2,204.6 lb) or less	

¹⁾ MCT works only with white ink.
²⁾ The standard service life times listed are estimates and do not guarantee the operation.

Supplies

Item	Color	Item No.	Remarks
LH-100	Cyan	LH100-C-BA	Ink Package: 1 L bottle
	Magenta	LH100-M-BA	
	Yellow	LH100-Y-BA	
	Black	LH100-K-BA	
	White	LH100-W-BA	
LUS-120	Cyan	LUS12-C-BA	Ink Package: 1 L bottle
	Magenta	LUS12-M-BA	
	Yellow	LUS12-Y-BA	
	Black	LUS12-K-BA	
	White	LUS12-W-BA	
LUS-150	Cyan	LUS15-C-BA	Ink Package: 1 L bottle
	Magenta	LUS15-M-BA	
	Yellow	LUS15-Y-BA	
	Black	LUS15-K-BA	
	White	LUS15-W-BA	
LUS-200	Cyan	LUS20-C-BA	Ink Package: 1 L bottle
	Magenta	LUS20-M-BA	
	Yellow	LUS20-Y-BA	
	Black	LUS20-K-BA	
	White	LUS20-W-BA	
LUS-350	Cyan	LUS35-C-BA	Ink Package: 1 L bottle
	Magenta	LUS35-M-BA	
	Yellow	LUS35-Y-BA	
	Black	LUS35-K-BA	
	White	LUS35-W-BA	
Primer		PR-100 PR-200	
		PR-100 PR-200	
Tungsten replacement needle for ionizer		SPA-0208	4 pieces
Air filter kit		SPA-0211	10 sets

¹⁾ Stretchability of each stretchable ink may vary depending on materials, please test on actual materials in advance.

Optional Accessories

Item	Item No.	Remarks
Ionizer kit	OPT-J0342	Static eliminator kit
Vacuum unit (φ3 mm x 200 mm (φ0.1 in. x 7.9 in.))	OPT-J0216	Three-phase, 200 V - 240 V, 30 A, 3.4 kW
Vacuum unit (φ1 mm x 200 mm (φ0.04 in. x 7.9 in.))	OPT-J0217	Single-phase, 200 V - 240 V, 30 A, 1.9 kW
Vacuum unit (φ3 mm x 400 mm (φ0.1 in. x 15.7 in.))	OPT-J0232	Three-phase, 380 V - 480 V, 20 A, 3.4 kW
Optional blower connector kit	OPT-J0348	Necessary kit for connecting an optional vacuum unit.
PR100/200KIT for JFX200	OPT-J0393	Necessary kit for using a primer (PR-100/PR-200)

¹⁾ If the vacuum unit that comes with the printer does not have enough suction power, please use an optional vacuum unit. When installing the optional vacuum unit, an optional blower connector kit (OPT-J0348) is also required to connect the vacuum unit to the printer.
²⁾ Vacuum units also require their own power supply line separate from that for the printer itself.

Safety notice:

This product is equipped with UV irradiation equipment. Please pay attention to the following notes in order to use safely.
 • Do not look directly into the UV light source nor place your hand, or expose your skin directly to the UV light source.
 • Depending upon print mode, some VOC emissions from printed parts not yet cured and hardened may occur.
 • In addition, please be sure to read and follow the instructions and guidelines of the manual carefully.

Newly upgraded RIP software with higher functionality and more user-friendliness

Raster Link 6 PLUS

Simple icon display - Intuitive and easy-to-understand operability
Save operation time by registering settings as favorites

Inks and substrates:

• As physical properties of ink (adhesion, weather resistance etc.) are different depending on media, please be sure to have a print test in advance.
 • Depending on the application, primers, other surface treatment or surface protection such as lamination may be necessary.

• Some of the samples in this catalog are artificial renderings. • Specifications, design and dimensions stated in this catalog may be subject to change without notice (for technical improvements, etc.). • The corporate names and merchandise names written on this catalog are the trademark or registered trademark of the respective corporations. • Inkjet printers print using extremely fine dots, so colors may vary slightly after replacement of the printing heads. Also note that if using multiple printer units, colors could vary slightly from one unit to other unit due to slight individual differences. • The specifications described in this catalog are as of August 2022.

Mimaki MIMAKI ENGINEERING CO., LTD.
 2182-3 Shigeno-otsu, Tomi-city, Nagano 389-0512, Japan
 Tel: +81-268-78-2288 trading@mimaki.jp

Mimaki Global Network

USA	MIMAKI USA, INC.	Europe	MIMAKI EUROPE B.V.
Brazil	MIMAKI BRASIL COMERCIO E IMPORTACAO LTDA	Indonesia	PT. MIMAKI INDONESIA
India	MIMAKI INDIA PRIVATE LIMITED	Australia	MIMAKI AUSTRALIA PTY. LTD.
Taiwan	MIMAKI ENGINEERING (TAIWAN) CO.,LTD.	China	SHANGHAI MIMAKI TRADING CO.,LTD.
Singapore	MIMAKI SINGAPORE PTE. LTD.	Thailand	MIMAKI (THAILAND) CO.,LTD.

D820290-02

For
INDUSTRIAL
PRODUCTS


Large Format Flatbed UV-LED Inkjet Printer

Mimaki

JFX200-2531



Large printing area 2.5 x 3.1 m



Larger printing area enables printing up to 2.5 m x 3.1 m size

The JFX200-2531 is an entry model and yet has all necessary features including quality, robust performance, usability and being environmentally friendly. The new model is an ideal solution for expanding business opportunities given its boosted productivity and consistent print quality.

Toggle print feature increases productivity

By employing the large printing area of 2.5 m x 3.1 m two printing origin points can be set. The toggle print feature allows loading/unloading the print material of one side while printing on the other side. This feature improves the printing efficiency.



Direct-to-media printing onto thick media

Images can be printed out not only onto regular paper media but also directly onto thick media. Works with media up to 50 mm (1.97 in.) thick to support expansion into a wide variety of print business applications.



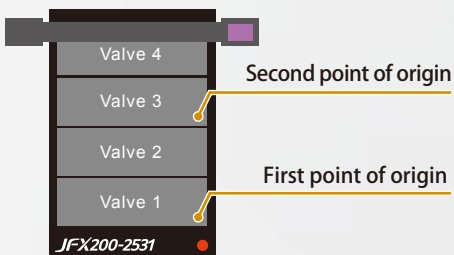
Compatible with print media up to 50 mm (1.97 in.) thick

Safety sensor

To ensure the safeties, printing will be stopped if materials interfere with the sensor.

Easy Operations

Vacuum unit/ Vacuuming valve



Vacuum ON or OFF is easily controlled from the control panel. Additionally, the absorption area can be divided into 4 in the X axis direction. Control of the area can also be easily done with suction valves from the front and sides of the unit.

Ink supply unit



1L box ink is easy to be installed or replaced from the front of the equipment

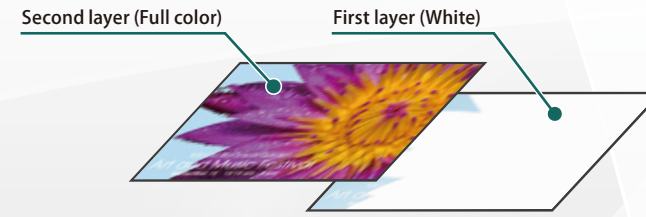
Control panel



The control panel is in front and at the rear of the main unit. Work efficiency is improved as there is no need to move to the front or the rear of the unit to operate it.

High Quality

Two-layer print function




Two-layer printing of separate white and full color layers is possible at the same time. A coating of white ink can be applied evenly at high accuracy to really bring rich and vibrant colors to life even more beautifully with transparent print media.

Using clear ink will enhance your design

A glossy touch can be added with clear ink even on a part of an image as well as entirely on the whole surface.


Printing with a partial glossy touch

Using clear ink partially will add a highly appealing glossy touch on your print. Partial glossy printing will make food look much fresher and add an extra touch of class to your print.



Glossy printing on the whole surface

Using clear ink entirely will make your print exclusively luxurious. Glossy printing on the whole surface opens the door to really appealing sign and graphic making.



Print without clear ink

Full-page glossy print

Clear ink will give a more beautiful glossy to realize highly value-added enhanced design. By outputting clear ink and color ink at the same time, the productivity will not be reduced during printing. Our new technology "MCC*" has cleared the surface dust contamination on the installation site when using clear ink.

*MCC = Mimaki Clear Control

UV ink variation for different materials and applications

Various UV curing inks. Customers can choose the optimum ink according to the material and application.

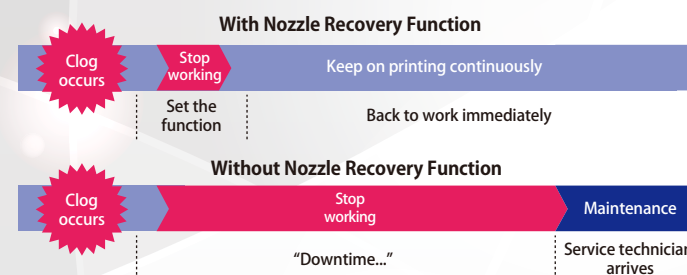
Type	Rigid UV-curable ink					Stretchable UV-curable ink								
	LH-100					LUS-120		LUS-150			LUS-200		LUS-350	
Product name	LH-100					LUS-120		LUS-150			LUS-200		LUS-350	
Color	C M Y K W Cl Pr					C M Y K W Cl		C M Y K Lc Lm W Cl Pr			C M Y K W		C M Y K W	
	*Compatible primer: PR-100 or PR-200							* Compatible clear ink (C): LH-100 ink (Clear) Compatible primer: PR-100 or PR-200						
Features	The LH-100 ink has a high scratch/chemical resistance and an accurate color reproducibility. This ink is suitable for rigid materials.					The LUS-120 ink has 170% stretchability after curing. Its ink film is very flexible and will not crack during post print processes.		The LUS-150 ink has 150% stretchability after curing and will not crack during post print processes. This ink is compatible with a wide range of materials and has a low degree of tackiness.			The LUS-200 ink has 200% stretchability after curing. The ink film retains the print quality, and will not crack even when printed materials are bent or stretched during post-print processes.		After curing, the LUS-350 ink can stretch up to 350% when heated to between 120 and 200 °C. The ink restores its rigidity after cooling to room temperature, while maintaining its molded shape and durability.	

*Optional kit - OPT-J0393: PR100/200KIT FOR JFX200 - is required for using a primer (PR-100/PR-200).

*Stretchability of each stretchable ink may vary depending on materials, please test on actual materials in advance.

Easy Maintenance


Nozzle Recovery Function for continuous operation



When print troubles occurred due to clogged nozzle and when the nozzle cleaning does not work, the conventional printer have to stop printing and wait for the arrival of service person. With Nozzle Recovery Function, the continuous printing is possible by recovering the image quality without slowing down the speed even if a nozzle is removed or taken away.

*Recoverability of Nozzle Recovery Function is limited.

MAPS2: Mask pattern reduce greatly the banding



MAPS2(*) is equipped to actively curb banding. Printing applies ink while controlling the dot density to add a gradational tone, which works to make banding less visible. The normal mask pattern is also available, so you can select an optimal pattern that matches with the particular material and application.

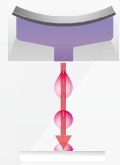
*MAPS2 = Mimaki Advanced Pass System 2

Waveform control technology realizes high image quality

Without waveform control

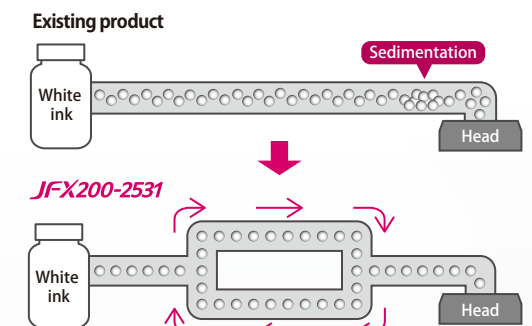


With waveform control



Mimaki's unique advanced ink droplet ejection control makes it possible to eject ink droplets that are close to perfect circles and accurately land on media. By improving landing precision, edges, characters, ruled lines can be expressed sharply.

MCT: Mimaki Circulation Technology for white ink



Ink settling avoided with MCT technology. It prevents any print troubles and enables stable output from the startup time. In addition, MCT contributes to reduction of ink waste, thereby supporting environmentally and economically friendly applications.

*MCT works only with white ink. (MCT = Mimaki Circulation Technology)